


**Product**

IT6000D High Power Programmable  
DC Power Supply



*MoreFlexible  
VariousApplication*



# **IT6000D** Series High Power Programmable DC Power Supply

## **APPLICATIONS**

- High voltage UPS
- On-board charger
- Data Center
- Telecommunication power
- Server power supply
- Solar panel

*Your Power Testing Solution*



# IT6000 Series High Power Programmable DC Power Supply



IT6000D, single channel output programmable DC power supply, is applicable in laboratories and automatic test system to provide high-power and stable DC supply. The feature of autoranging output enables a wide range of voltage and current combinations at full power, unprecedentedly flexible.

IT6000D series Programmable DC Power Supply has a wide range of applications, adopts the third-generation SiC technology, the voltage range is up to 2250V, and the current can reach up to 8000A after master-slave paralleling. Besides, IT6000D DC Power Supply provides multi built-in communication interfaces to simplify and accelerate the testing development. The compact 3U design saves rack space. Multi units of the same model can be paralleled easily to have higher power and the maximum power can reach up to 2 MW.

## Features

- High power density up to 18kW in compact 3U rack space, expandable up to 2 MW by paralleling
- Output voltage up to 2250V
- Output current up to 8000A
- Adopts third-generation SiC technology
- The adoption of high frequency switching structure supports the automatic switching between CV and CC
- Provides various protections: OVP, OCP, OPP, OTP, protection of power failure and UVP
- Power efficiency up to 92%
- Supports data recording function, can continuously record the Max, Min, Average values of output voltage and current, and it can automatically execute data by sequence
- Supports external data logging functionality, enabling real-time data storage via USB drive insertion
- Built-in interfaces of USB/CAN/LAN/Digital IO, and optional interfaces of GPIB, Analog and RS232
- Supports SCPI protocol, built-in Web server

## Applications

- Data center
- Server power supply
- High voltage UPS
- Telecommunications power
- Solar battery panels
- On-board-charger
- Battery pack
- Energy storage system
- Electrical vehicle charging station
- Fuel battery
- Automatic Test Equipment
- High precision electroplating, Sputtering, surface treatment



# Your Power Testing Solution

## IT6000D Series High Power Programmable DC Power Supply

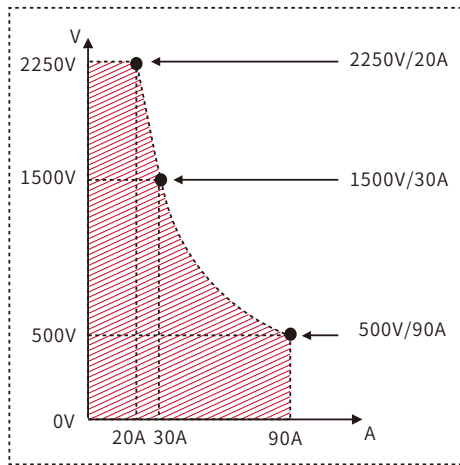
### 3U/18kW High power density

High power density of 18kW in 3U size, IT6000D series DC power supply has good capability of low output ripple and noise, power grid disturbance adjustment, load regulation and fast transient response. Standalone unit with voltage range of 80V-2250V, current of 450A-25A. Its wide range allows the devices to be used in every testing step of R&D, products testing and production.

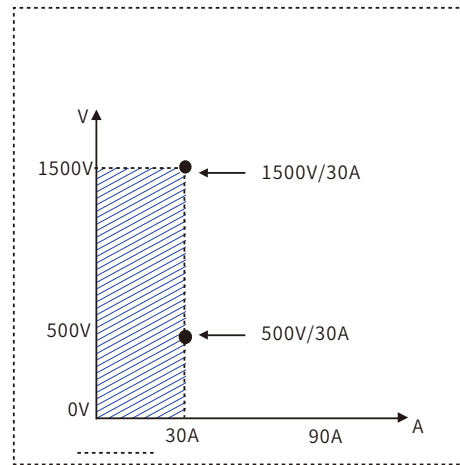


### Output features

Comparing with the conventional design, the IT6000D has much better output range to satisfy various requirement. Featured as its wide auto range output, it can cover more applications. One standalone unit equals to 3-5 traditional power supplies and 3 units equals to 10-13 traditional power supplies. This makes it easier to build a system and save space at the same time.




CP curve of IT6000D



Output feature of conventional power supply



### Technology upgraded



**V** Voltage is extended to 187.5%

**W** Power is extended to 1152%

**Efficiency** Power efficiency up to 92%

**Size** Size is reduced to 1/6


# Your Power Testing Solution

## IT6000D Series High Power Programmable DC Power Supply

### Master-slave parallel operation

When the higher power is required, IT6000D series can be paralleled with several same model units. The system will be built faster and more flexible.

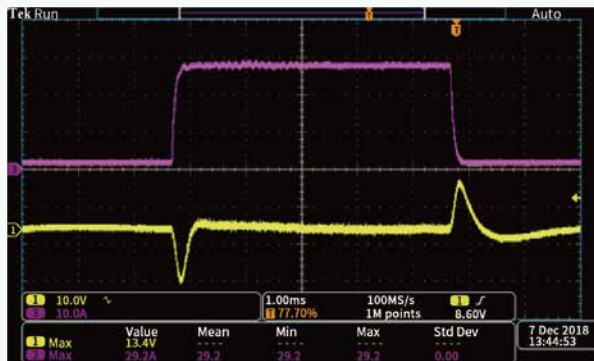
- Parallel unit up to 64 units
- Master / Slave parallel operation up to 2MW
- Parallel current up to 2040A
- Smart Master / Slave mode make the parallel connection easy and fast
- High power density for standalone unit and parallel connection
- Precise synchronization to ensure the whole power system synchronization after parallel connection.



### Patented parallel technology

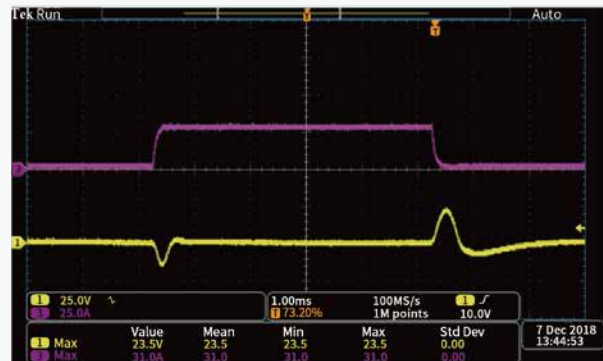
- All the function and performance will be the same as standalone unit
- No need to calibrate after paralleling
- Fiber transmission, good for anti-interference
- Digital paralleling, fully insulated, good for protecting DUT

2 units



IT6006D-500-40  
Setting: voltage 100V current 56A  
Load current: 60A

Standalone unit



IT6006D-500-40 500V/40A/6kW  
Setting: voltage 100V current 28A  
Load current: 30A

\* Yellow waveform: output voltage Violet waveform: output current



#### From the above waveforms comparison:

we can see the paralleled IT6000D can output the same dynamic response waveform as the original single unit does, and show no-delay fast synchronized response.

Falling speed

No substantial changes comparing with single unit after parallel connection

Rising speed

Even faster rising speed, comparing with single unit after parallel connection

Dynamic response waveform

consistent with single unit waveform after parallel connection

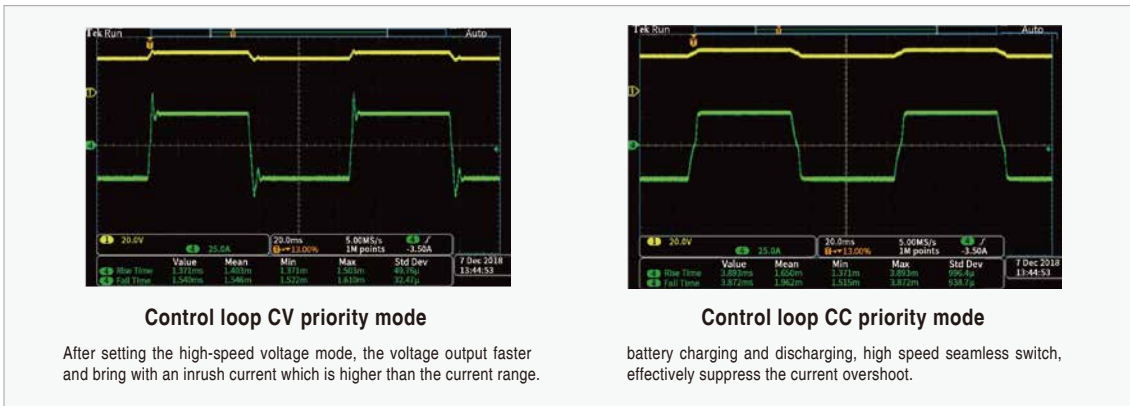
# Your Power Testing Solution

## IT6000D Series High Power Programmable DC Power Supply

### CC & CV priority

IT6000D series keep the CC/CV priority function, which fit different application requests such as fast speed or no overshoot, making the whole test more convenient.

Users can choose CC/CV loop response time and loop working mode to decide the output to be voltage high speed mode or current no overshoot mode. This unique function makes it suitable for the application of high power integrated circuit test, charging and discharging test, transient simulation test of automotive electronics etc.




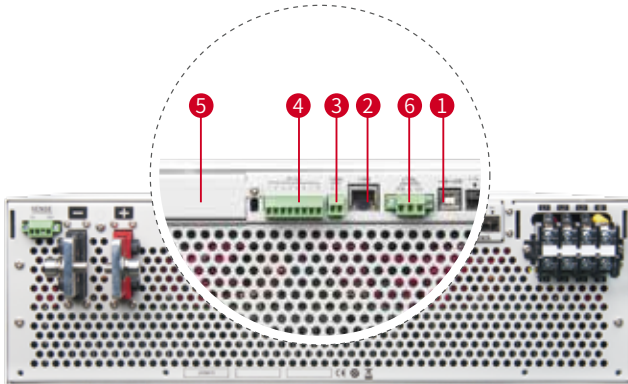
Category	Model	Specification	Description
Accessories for parallel connection	IT-E510-15U*	15U unit, grey	800mm X 550mm X907.64mm
	IT-E511-15U*	15U unit, black	800mm X 550mm X907.64mm
	IT-E510-27U*	27U unit, grey	800mm X 600mmX 1441.41mm
	IT-E511-27U*	27U unit, black	800mm X 600mmX 1441.41mm
	IT-E510-37U*	37U unit, grey	800mm X 600mm X 1885.91mm
	IT-E511-37U*	37U unit, black	800mm X 600mm X 1885.91mm
	IT-E168	optical fiber kit for parallel connection	for parallel communication between single units
	IT-E169	Optical fiber kit for parallel connection	for parallel communication between cabinets
Anti-reverse protection unit	IT-E165A-250	750V/250A	Reverse polarity protection
	IT-E165A-400	750V/400A	Reverse polarity protection
	IT-E165A-500	900V/400A	Reverse polarity protection
	IT-E165B	Anti electromotive force protection unit	Avoid current back flow
Other accessories	IT-E258-15U IT-E258E-15U IT-E258U-15U	5m power cord for 15U unit	Applied for Europe (-E) or United States (-U) or other area
	IT-E258-27U IT-E258E-27U IT-E258U-27U	5m power cord for 27U unit	Applied for Europe (-E) or United States (-U) or other area
	IT-E258-37U IT-E258E-37U IT-E258U-37U	5m power cord for 37U unit	Applied for Europe (-E) or United States (-U) or other area
	IT-E176-grey	GPIB communication card	
	IT-E177-grey	RS232 & analog interface card	
Test software	BSS2000	Battery simulation software	Basic BSS2000/ Advanced BSS2000 Pro/Multi-channel BSS2000M
	SAS1000	Solar array simulation software	SAS1000L (<15kW) / SAS1000 / Multi-channel SAS1000M
	FCS3000	Fuel cell simulation software	FCS3000

\* Contact us for details

# Your Power Testing Solution

## IT6000D Series High Power Programmable DC Power Supply

### Multiple interfaces



### Specification

	Model	Current	Power		Model	Current	Power		Model	Current	Power
80V	IT6005D-80-150	150A	5kW	300V	IT6006D-300-75	75A	6kW	500V	IT6006D-500-40	40A	6kW
	IT6010D-80-300	300A	10kW		IT6012D-300-150	150A	12kW		IT6012D-500-80	80A	12kW
	IT6015D-80-450	450A	15kW		IT6018D-300-225	225A	18kW		IT6018D-500-120	120A	18kW
	IT6030D-80-900	900A	30kW		IT6036D-300-450	450A	36kW		IT6036D-500-240	240A	36kW
	IT6045D-80-1350	1350A	45kW		IT6054D-300-675	675A	54kW		IT6054D-500-360	360A	54kW
	IT6060D-80-1800	1800A	60kW		IT6072D-300-900	900A	72kW		IT6072D-500-480	480A	72kW
	IT6075D-80-2040	2040A	75kW		IT6090D-300-1125	1125A	90kW		IT6090D-500-600	600A	90kW
	IT6090D-80-2040	2040A	90kW		IT6108D-300-1350	1350A	108kW		IT6108D-500-720	720A	108kW
	IT6105D-80-2040	2040A	105kW		IT6126D-300-1575	1575A	126kW		IT6126D-500-840	840A	126kW
	IT6120D-80-2040	2040A	120kW		IT6144D-300-1800	1800A	144kW		IT6144D-500-960	960A	144kW

	Model	Current	Power		Model	Current	Power		Model	Current	Power		
800V	IT6006D-800-25	25A	6kW	1500V	IT6018D-1500-40	40A	18kW	2250V	IT6018D-2250-25	25A	18kW		
	IT6012D-800-50	50A	12kW		IT6036D-1500-80	80A	36kW		IT6036D-2250-50	50A	36kW		
	IT6018D-800-75	75A	18kW		IT6054D-1500-120	120A	54kW		IT6054D-2250-75	75A	54kW		
	IT6036D-800-150	150A	36kW		IT6072D-1500-160	160A	72kW		IT6072D-2250-100	100A	72kW		
	IT6054D-800-225	225A	54kW		IT6090D-1500-200	200A	90kW		IT6090D-2250-125	125A	90kW		
	IT6072D-800-300	300A	72kW		IT6108D-1500-240	240A	108kW		IT6108D-2250-150	150A	108kW		
	IT6090D-800-375	375A	90kW		IT6126D-1500-280	280A	126kW		IT6126D-2250-175	175A	126kW		
	IT6108D-800-450	450A	108kW		IT6144D-1500-320	320A	144kW		IT6144D-2250-200	200A	144kW		
	IT6126D-800-525	525A	126kW										
	IT6144D-800-600	600A	144kW										

\*This information is subject to change without notice.

# Your Power Testing Solution

## IT6000D Series High Power Programmable DC Power Supply

### Specification

		IT6005D-80-150	IT6010D-80-300	IT6015D-80-450
Rated Value Range (0°C-50°C)	Output Voltage	0~80V	0~80V	0~80V
	Output Current	0~150A	0~300A	0~450A
	Output Power	0~5000W	0~10000W	0~15000W
Line Regulation ±(% of Offset)	Voltage	≤0.01%FS	≤0.01%FS	≤0.01%FS
	Current	≤0.05%FS	≤0.05%FS	≤0.05%FS
Load Regulation ±(% of Offset)	Voltage	≤0.02%FS	≤0.02%FS	≤0.02%FS
	Current	≤0.05%FS	≤0.05%FS	≤0.05%FS
Programming Resolution	Voltage	0.001V	0.001V	0.001V
	Current	0.01A	0.01A	0.01A
	power	0.001kW	0.001kW	0.001kW
ReadBack Resolution	Voltage	0.001V	0.001V	0.001V
	Current	0.01A	0.01A	0.01A
	power	0.001kW	0.001kW	0.001kW
Programming Accuracy (Within 12 months-25°C±5°C) ±(% of Output+Offset)	Voltage	≤0.02% + 0.02%FS	≤0.02% + 0.02%FS	≤0.02% + 0.02%FS
	Current	≤0.1% + 0.1%FS	≤0.1% + 0.1%FS	≤0.1% + 0.1%FS
	Power	≤0.5% + 0.5%FS	≤0.5% + 0.5%FS	≤0.5% + 0.5%FS
ReadBack Accuracy (Within 12 months-25°C±5°C) ±(% of Output+Offset)	Voltage	≤0.02% + 0.02%FS	≤0.02% + 0.02%FS	≤0.02% + 0.02%FS
	Current	≤0.1% + 0.1%FS	≤0.1% + 0.1%FS	≤0.1% + 0.1%FS
	Power	≤0.5% + 0.5%FS	≤0.5% + 0.5%FS	≤0.5% + 0.5%FS
Ripple (20Hz -20MHz)	Voltage	≤120mVpp(MAX: ≤200mVpp)	≤120mVpp(MAX: ≤200mVpp)	≤120mVpp(MAX: ≤200mVpp)
	Current	≤0.1%FS RMS	≤0.1%FS RMS	≤0.1%FS RMS
Rise Time (no load)	Voltage	≤15ms	≤15ms	≤15ms
Rise Time (full load)	Voltage	≤30ms	≤30ms	≤30ms
Fall Time (no load)	Voltage	≤1s	≤1s	≤1s
Fall Time (full load)	Voltage	≤100ms	≤100ms	≤100ms
Dynamic Response Time	Voltage	≤2ms	≤2ms	≤2ms
AC Input	voltage	198V-264V (Decrease 50%) 342V-528V (3PH + PE (no neutral))	198V-264V (Decrease 50%) 342V-528V (3PH + PE (no neutral))	198V-264V (Decrease 50%) 342V-528V (3PH + PE (no neutral))
	Frequency	47Hz~63Hz	47Hz~63Hz	47Hz~63Hz
Setup Stability-30min (% of Output +Offset)	Voltage	≤0.02% + 0.02%FS	≤0.02% + 0.02%FS	≤0.02%+0.02%FS
	Current	≤0.1% + 0.1%FS	≤0.1% + 0.1%FS	≤0.1% + 0.1%FS
Setup Stability-8h (% of Output +Offset)	Voltage	≤0.02% + 0.02%FS	≤0.02% + 0.02%FS	≤0.02%+0.02%FS
	Current	≤0.1% + 0.1%FS	≤0.1% + 0.1%FS	≤0.1% + 0.1%FS
Readback Stability-30min (% of Output +Offset)	Voltage	≤0.02% + 0.02%FS	≤0.02% + 0.02%FS	≤0.02%+0.02%FS
	Current	≤0.1% + 0.1%FS	≤0.1% + 0.1%FS	≤0.1% + 0.1%FS
Readback Stability-8h (% of Output +Offset)	Voltage	≤0.02% + 0.02%FS	≤0.02% + 0.02%FS	≤0.02%+0.02%FS
	Current	≤0.1% + 0.1%FS	≤0.1% + 0.1%FS	≤0.1% + 0.1%FS
Efficiency		~90%	~90%	~90%
Sense Compensating Voltage		≤5V	≤5V	≤5V
Programming Response Time		2mS	2mS	2mS
Power Factor		0.99	0.99	0.99
Max. Input Current		L1,L2/17A;L3/0A	L1,L2/17A;L3/29A	28.42A
Max. Input Apparent Power		5.6kVA	11.2kVA	16.8kVA
Storage Temperature		-10°C~70°C	-10°C~70°C	-10°C~70°C
Protective Function		OVP/OCP/OPP/OTP/Vsense reverse protection	OVP/OCP/OPP/OTP/Vsense reverse protection	OVP/OCP/OPP/OTP/Vsense reverse protection
Operating Temperature		0~50°C	0~50°C	0~50°C
Dimension(mm)		483W*801.61D*151.3H	483W*801.61D*151.3H	483W*801.61D*151.3H
Net Weight		20KG	30KG	40KG

\*This information is subject to change without notice.

# Your Power Testing Solution

## IT6000D Series High Power Programmable DC Power Supply

### Specification

		IT6006D-300-75	IT6012D-300-150	IT6018D-300-225
Rated Value Range (0°C~50°C)	Output Voltage	0~300V	0~300V	0~300V
	Output Current	0~75A	0~150A	0~225A
	Output Power	0~6000W	0~12000W	0~18000W
Line Regulation ±(% of Offset)	Voltage	≤0.01%FS	≤0.01%FS	≤0.01%FS
	Current	≤0.05%FS	≤0.05%FS	≤0.05%FS
Load Regulation ±(% of Offset)	Voltage	≤0.02%S	≤0.02%S	≤0.02%FS
	Current	≤0.05%FS	≤0.05%FS	≤0.05%FS
Programming Resolution	Voltage	0.01V	0.01V	0.01V
	Current	0.01A	0.01A	0.01A
	power	0.001kW	0.001kW	0.001kW
ReadBack Resolution	Voltage	0.01V	0.01V	0.01V
	Current	0.01A	0.01A	0.01A
	power	0.001kW	0.001kW	0.001kW
Programming Accuracy (Within 12 months, 25°C±5°C) ±(% of Output+Offset)	Voltage	≤0.02% + 0.02%FS	≤0.02% + 0.02%FS	≤0.02% + 0.02%FS
	Current	≤0.1% + 0.1%FS	≤0.1% + 0.1%FS	≤0.1% + 0.1%FS
	Power	≤0.5% + 0.5%FS	≤0.5% + 0.5%FS	≤0.5% + 0.5%FS
ReadBack Accuracy (Within 12 months, 25°C±5°C) ±(% of Output+Offset)	Voltage	≤0.02% + 0.02%FS	≤0.02% + 0.02%FS	≤0.02% + 0.02%FS
	Current	≤0.1% + 0.1%FS	≤0.1% + 0.1%FS	≤0.1% + 0.1%FS
	Power	≤0.5% + 0.5%FS	≤0.5% + 0.5%FS	≤0.5% + 0.5%FS
Ripple (20Hz ~20MHz)	Voltage	≤120mVpp(MAX: ≤600mVpp)	≤120mVpp(MAX: ≤600mVpp)	≤120mVpp(MAX: ≤300mVpp)
	Current	≤0.1%FS RMS	≤0.1%FS RMS	≤0.1%FS RMS
Rise Time (no load)	Voltage	≤15ms	≤15ms	≤15ms
Rise Time (full load)	Voltage	≤30ms	≤30ms	≤30ms
Fall Time (no load)	Voltage	≤1s	≤1s	≤1s
Fall Time (full load)	Voltage	≤100ms	≤100ms	≤100ms
Dynamic Response Time	Voltage	≤2ms	≤2ms	≤2ms
	voltage	198V~264V (Decrease 50%) 342V~528V (3PH + PE (no neutral))	198V~264V (Decrease 50%) 342V~528V (3PH + PE (no neutral))	198V~264V (Decrease 50%) 342V~528V (3PH + PE (no neutral))
AC Input	Frequency	47Hz~63Hz	47Hz~63Hz	47Hz~63Hz
Setup Stability-30min (% of Output +Offset)	Voltage	≤0.02% + 0.02%FS	≤0.02% + 0.02%FS	≤0.02% + 0.02%FS
	Current	≤0.1% + 0.1%FS	≤0.1% + 0.1%FS	≤0.1% + 0.1%FS
Setup Stability-8h (% of Output +Offset)	Voltage	≤0.02% + 0.02%FS	≤0.02% + 0.02%FS	≤0.02% + 0.02%FS
	Current	≤0.1% + 0.1%FS	≤0.1% + 0.1%FS	≤0.1% + 0.1%FS
Readback Stability-30min (% of Output +Offset)	Voltage	≤0.02% + 0.02%FS	≤0.02% + 0.02%FS	≤0.02% + 0.02%FS
	Current	≤0.1% + 0.1%FS	≤0.1% + 0.1%FS	≤0.1% + 0.1%FS
Readback Stability-8h (% of Output +Offset)	Voltage	≤0.02% + 0.02%FS	≤0.02% + 0.02%FS	≤0.02% + 0.02%FS
	Current	≤0.1% + 0.1%FS	≤0.1% + 0.1%FS	≤0.1% + 0.1%FS
Efficiency		~92%	~92%	~92%
Sense Compensating Voltage		≤5V	≤5V	≤5V
Programming Response Time		2mS	2mS	2mS
Power Factor		0.99	0.99	0.99
Max. Input Current		L1,L2/20A;L3/0A	L1,L2/20A;L3/34A	33.37A
Max. Input Apparent Power		6.6kVA	12.8kVA	19.8kVA
Storage Temperature		-10°C~70°C	-10°C~70°C	-10°C~70°C
Protective Function		OVP、OCP、OPP、OTP、Vsense反接保护	OVP、OCP、OPP、OTP、Vsense反接保护	OVP、OCP、OPP、OTP、Vsense反接保护
Operating Temperature		0~50°C	0~50°C	0~50°C
Dimension(mm)		483mm(W)*801.61mm(D)*151.3mm(H)	483mm(W)*801.61mm(D)*151.3mm(H)	483mm(W)*801.61mm(D)*151.3mm(H)
Net Weight		20KG	30KG	40KG

\*This information is subject to change without notice.

# Your Power Testing Solution

## IT6000D Series High Power Programmable DC Power Supply

### Specification

		IT6006D-500-40	IT6012D-500-80	IT6018D-500-120
Rated Value Range (0°C-50°C)	Output Voltage	0~500V	0~500V	0~500V
	Output Current	0~40A	0~80A	0~120A
	Output Power	0~6000W	0~12000W	0~18000W
Line Regulation ±(% of Offset)	Voltage	≤0.01%FS	≤0.01%FS	≤0.01%FS
	Current	≤0.05%FS	≤0.05%FS	≤0.05%FS
Load Regulation ±(% of Offset)	Voltage	≤0.02%FS	≤0.02%FS	≤0.02%FS
	Current	≤0.05%FS	≤0.05%FS	≤0.05%FS
Programming Resolution	Voltage	0.01V	0.01V	0.01V
	Current	0.001A	0.01A	0.01A
	power	0.001kW	0.001kW	0.001kW
Readback Resolution	Voltage	0.01V	0.01V	0.01V
	Current	0.001A	0.01A	0.01A
	power	0.001kW	0.001kW	0.001kW
Programming Accuracy (Within 12 months-25°C±5°C) ±(% of Output+Offset)	Voltage	≤0.02% + 0.02%FS	≤0.02% + 0.02%FS	≤0.02% + 0.02%FS
	Current	≤0.1% + 0.1%FS	≤0.1% + 0.1%FS	≤0.1% + 0.1%FS
	Power	≤0.5% + 0.5%FS	≤0.5% + 0.5%FS	≤0.5% + 0.5%FS
ReadBack Accuracy (Within 12 months-25°C±5°C) ±(% of Output+Offset)	Voltage	≤0.02% + 0.02%FS	≤0.02% + 0.02%FS	≤0.02% + 0.02%FS
	Current	≤0.1% + 0.1%FS	≤0.1% + 0.1%FS	≤0.1% + 0.1%FS
	Power	≤0.5% + 0.5%FS	≤0.5% + 0.5%FS	≤0.5% + 0.5%FS
Ripple (20Hz -20MHz)	Voltage	≤200mVpp(MAX: ≤500mVpp)	≤200mVpp(MAX: ≤500mVpp)	≤200mVpp(MAX: ≤500mVpp)
	Current	≤0.1%FS RMS	≤0.1%FS RMS	≤0.1%FS RMS
Rise Time (no load)	Voltage	≤15ms	≤15ms	≤15ms
Rise Time (full load)	Voltage	≤30ms	≤30ms	≤30ms
Fall Time (no load)	Voltage	≤1s	≤1s	≤1s
Fall Time (full load)	Voltage	≤100ms	≤100ms	≤100ms
Dynamic Response Time	Voltage	≤2ms	≤2ms	≤2ms
AC Input	voltage	198V-264V (Decrease 50%) 342V-528V (3PH + PE (no neutral))	198V-264V (Decrease 50%) 342V-528V (3PH + PE (no neutral))	198V-264V (Decrease 50%) 342V-528V (3PH + PE (no neutral))
	Frequency	47Hz ~ 63Hz	47Hz ~ 63Hz	47Hz ~ 63Hz
Setup Stability-30min (% of Output +Offset)	Voltage	≤0.02%+0.02%FS	≤0.02% + 0.02%FS	≤0.02% + 0.02%FS
	Current	≤0.1% + 0.1%FS	≤0.1% + 0.1%FS	≤0.1% + 0.1%FS
Setup Stability-8h (% of Output +Offset)	Voltage	≤0.02%+0.02%FS	≤0.02% + 0.02%FS	≤0.02% + 0.02%FS
	Current	≤0.1% + 0.1%FS	≤0.1% + 0.1%FS	≤0.1% + 0.1%FS
Readback Stability-30min (% of Output +Offset)	Voltage	≤0.02%+0.02%FS	≤0.02% + 0.02%FS	≤0.02% + 0.02%FS
	Current	≤0.1% + 0.1%FS	≤0.1% + 0.1%FS	≤0.1% + 0.1%FS
Readback Stability-8h (% of Output +Offset)	Voltage	≤0.02%+0.02%FS	≤0.02% + 0.02%FS	≤0.02% + 0.02%FS
	Current	≤0.1% + 0.1%FS	≤0.1% + 0.1%FS	≤0.1% + 0.1%FS
Efficiency		~92%	~92%	~92%
Sense Compensating Voltage		≤5V	≤5V	≤5V
Programming Response Time		2mS	2mS	2mS
Power Factor		0.99	0.99	0.99
Max. Input Current		L1,L2/20A;L3/0A	L1,L2/20A;L3/34A	33.37A
Max. Input Apparent Power		6.6kVA	12.8kVA	19.8kVA
Storage Temperature		-10°C ~ 70°C	-10°C ~ 70°C	-10°C ~ 70°C
Protective Function		OVP/OCP/OPP/OTP/Vsense reverse protection	OVP/OCP/OPP/OTP/Vsense reverse protection	OVP/OCP/OPP/OTP/Vsense reverse protection
Operating Temperature		0~50°C	0~50°C	0~50°C
Dimension(mm)		483W*801.61D*151.3H	483W*801.61D*151.3H	483W*801.61D*151.3H
Net weight		20KG	30KG	40KG

\*This information is subject to change without notice.

# Your Power Testing Solution

## IT6000D Series High Power Programmable DC Power Supply

### Specification

		IT6006D-800-25	IT6012D-800-50	IT6018D-800-75
Rated Value Range (0°C~50°C)	Output Voltage	0~800V	0~800V	0~800V
	Output Current	0~25A	0~50A	0~75A
	Output Power	0~6000W	0~12000W	0~18000W
Line Regulation ±(% of Offset)	Voltage	≤0.01%FS	≤0.01%FS	≤0.01%FS
	Current	≤0.05%FS	≤0.05%FS	≤0.05%FS
Load Regulation ±(% of Offset)	Voltage	≤0.02%S	≤0.02%FS	≤0.02%FS
	Current	≤0.05%FS	≤0.05%FS	≤0.05%FS
Programming Resolution	Voltage	0.01V	0.01V	0.01V
	Current	0.001A	0.01A	0.01A
	power	0.001kW	0.001kW	0.001kW
ReadBack Resolution	Voltage	0.01V	0.01V	0.01V
	Current	0.001A	0.01A	0.01A
	power	0.001kW	0.001kW	0.001kW
Programming Accuracy (Within 12 months -25°C±5°C) ±(% of Output+Offset)	Voltage	≤0.02% + 0.02%FS	≤0.02% + 0.02%FS	≤0.02% + 0.02%FS
	Current	≤0.1% + 0.1%FS	≤0.1% + 0.1%FS	≤0.1% + 0.1%FS
	Power	≤0.5% + 0.5%FS	≤0.5% + 0.5%FS	≤0.5% + 0.5%FS
ReadBack Accuracy (Within 12 months -25°C±5°C) ±(% of Output+Offset)	Voltage	≤0.02% + 0.02%FS	≤0.02% + 0.02%FS	≤0.02% + 0.02%FS
	Current	≤0.1% + 0.1%FS	≤0.1% + 0.1%FS	≤0.1% + 0.1%FS
	Power	≤0.5% + 0.5%FS	≤0.5% + 0.5%FS	≤0.5% + 0.5%FS
Ripple (20Hz -20MHz)	Voltage	≤800mVpp(MAX: ≤1.2Vpp)	≤800mVpp(MAX: ≤1.2Vpp)	≤320mVpp(MAX: ≤800mVpp)
	Current	≤0.1%FS RMS	≤0.1%FS RMS	≤0.1%FS RMS
Rise Time (no load)	Voltage	≤15ms	≤15ms	≤15ms
Rise Time (full load)	Voltage	≤30ms	≤30ms	≤30ms
Fall Time (no load)	Voltage	≤1s	≤1s	≤1s
Fall Time (full load)	Voltage	≤100ms	≤100ms	≤100ms
Dynamic Response Time	Voltage	≤2ms	≤2ms	≤2ms
AC Input	voltage	198V~264V (Decrease 50%) 342V~528V (3PH + PE (no neutral))	198V~264V (Decrease 50%) 342V~528V (3PH + PE (no neutral))	198V~264V (Decrease 50%) 342V~528V (3PH + PE (no neutral))
	Frequency	47Hz~63Hz	47Hz~63Hz	47Hz~63Hz
Setup Stability-30min (% of Output +Offset)	Voltage	≤0.02%+0.02%FS	≤0.02%+0.02%FS	≤0.02% + 0.02%FS
	Current	≤0.1% + 0.1%FS	≤0.1% + 0.1%FS	≤0.1% + 0.1%FS
Setup Stability-8h (% of Output +Offset)	Voltage	≤0.02%+0.02%FS	≤0.02%+0.02%FS	≤0.02% + 0.02%FS
	Current	≤0.1% + 0.1%FS	≤0.1% + 0.1%FS	≤0.1% + 0.1%FS
Readback Stability-30min (% of Output +Offset)	Voltage	≤0.02%+0.02%FS	≤0.02%+0.02%FS	≤0.02% + 0.02%FS
	Current	≤0.1% + 0.1%FS	≤0.1% + 0.1%FS	≤0.1% + 0.1%FS
Readback Stability-8h (% of Output +Offset)	Voltage	≤0.02%+0.02%FS	≤0.02%+0.02%FS	≤0.02% + 0.02%FS
	Current	≤0.1% + 0.1%FS	≤0.1% + 0.1%FS	≤0.1% + 0.1%FS
Efficiency		~92%	~92%	~92%
Sense Compensating Voltage		≤8V	≤8V	≤8V
Programming Response Time		2mS	2mS	2mS
Power Factor		0.99	0.99	0.99
Max. Input Current		L1,L2/20A;L3/0A	L1,L2/20A;L3/34A	33.37A
Max. Input Apparent Power		6.6kVA	13.2kVA	19.8kVA
Storage Temperature		-10°C~70°C	-10°C~70°C	-10°C~70°C
Protective Function		OVP/OCV/OPP/OTP/Vsense reverse protection	OVP/OCV/OPP/OTP/Vsense reverse protection	OVP/OCV/OPP/OTP/Vsense reverse protection
Operating Temperature		0~50°C	0~50°C	0~50°C
Dimension(mm)		483W*801.61D*151.3H	483W*801.61D*151.3H	483W*801.61D*151.3H
Net Weight		20KG	30KG	40KG

\*This information is subject to change without notice.



# Your Power Testing Solution

## IT6000D Series High Power Programmable DC Power Supply

### Specification

	IT6018D-1500-40	IT6018D-2250-25	
Rated Value Range (0 °C-50 °C)	Output Voltage	0 ~ 1500V	0 ~ 2250V
	Output Current	0 ~ 40A	0 ~ 25A
	Output Power	0 ~ 18000W	0 ~ 18000W
Line Regulation ±(% of Offset)	Voltage	≤ 0.01%FS	≤ 0.01%FS
	Current	≤ 0.05%FS	≤ 0.05%FS
Load Regulation ±(% of Offset)	Voltage	≤ 0.02%FS	≤ 0.02%FS
	Current	≤ 0.05%FS	≤ 0.05%FS
Programming Resolution	Voltage	0.1V	0.1V
	Current	0.001A	0.001A
	power	0.001kW	0.001kW
ReadBack Resolution	Voltage	0.1V	0.1V
	Current	0.001A	0.001A
	power	0.001kW	0.001kW
Programming Accuracy (Within 12 months, 25 °C ± 5 °C) ±(% of Output+Offset)	Voltage	≤ 0.02% + 0.02%FS	≤ 0.02% + 0.02%FS
	Current	≤ 0.1% + 0.1%FS	≤ 0.1% + 0.1%FS
	Power	≤ 0.5% + 0.5%FS	≤ 0.5% + 0.5%FS
ReadBack Accuracy (Within 12 months, 25 °C ± 5 °C) ±(% of Output+Offset)	Voltage	≤ 0.02% + 0.02%FS	≤ 0.02% + 0.02%FS
	Current	≤ 0.1% + 0.1%FS	≤ 0.1% + 0.1%FS
	Power	≤ 0.5% + 0.5%FS	≤ 0.5% + 0.5%FS
Ripple (20Hz -20MHz)	Voltage	≤ 600mVpp(MAX: ≤ 1500mVpp)	≤ 900mVpp(MAX: ≤ 2250mVpp)
	Current	≤ 0.1%FS RMS	≤ 0.1%FS RMS
Rise Time (no load)	Voltage	≤ 15ms	≤ 15ms
Rise Time (full load)	Voltage	≤ 30ms	≤ 30ms
Fall Time (no load)	Voltage	≤ 1s	≤ 1s
Fall Time (full load)	Voltage	≤ 100ms	≤ 100ms
Dynamic Response Time	Voltage	≤ 2ms	≤ 2ms
AC Input	voltage	198V-264V (Decrease 50%) 342V-528V (3PH + PE (no neutral))	198V-264V (Decrease 50%) 342V-528V (3PH + PE (no neutral))
	Frequency	47Hz ~ 63Hz	47Hz ~ 63Hz
Setup Stability-30min (% of Output +Offset)	Voltage	≤ 0.02% + 0.02%FS	≤ 0.02% + 0.02%FS
	Current	≤ 0.1% + 0.1%FS	≤ 0.1% + 0.1%FS
Setup Stability-8h (% of Output +Offset)	Voltage	≤ 0.02% + 0.02%FS	≤ 0.02% + 0.02%FS
	Current	≤ 0.1% + 0.1%FS	≤ 0.1% + 0.1%FS
Readback Stability-30min (% of Output +Offset)	Voltage	≤ 0.02% + 0.02%FS	≤ 0.02% + 0.02%FS
	Current	≤ 0.1% + 0.1%FS	≤ 0.1% + 0.1%FS
Readback Stability-8h (% of Output +Offset)	Voltage	≤ 0.02% + 0.02%FS	≤ 0.02% + 0.02%FS
	Current	≤ 0.1% + 0.1%FS	≤ 0.1% + 0.1%FS
Efficiency		~ 92%	~ 92%
Sense Compensating Voltage		≤ 15V	≤ 22.5V
Programming Response Time		2mS	2mS
Power Factor		0.99	0.99
Max. Input Current		33.37A	33.37A
Max. Input Apparent Power		19.8kVA	19.8kVA
Storage Temperature		-10 °C ~ 70 °C	-10 °C ~ 70 °C
Protective Function		OVP/OCP/OPP/OTP/Vsense reverse protection	OVP/OCP/OPP/OTP/Vsense reverse protection
Operating Temperature		0 ~ 50 °C	0 ~ 50 °C
Dimension(mm)		483W*801.61D*151.3H	483W*801.61D*151.3H
Net Weight		40KG	40KG

\*This information is subject to change without notice.



This information is subject to change without notice. For more information, please contact ITECH.

## Taipei

Add: No.918, Zhongzheng Rd., Zhonghe Dist., New Taipei City  
235, Taiwan  
Web: [www.itechate.com](http://www.itechate.com)  
TEL: +886-3-6684333  
E-mail: [info@itechate.com](mailto:info@itechate.com)



ITECH Web



ITECH Facebook



ITECH LinkedIn