


Product

IT-M3200 High Accuracy Programmable
DC Power Supply

TINY BUT MIGHTY

Ultra-compact / Flexible / High precision



IT-M3200 High Accuracy Programmable DC Power Supply

APPLICATIONS

- Smart Wearable Device Testing
- Sensor Module Testing
- Semiconductor IC Testing
- 5G Testing

Your Power Testing Solution



High resolution, up to 10nA

Low ripple and low noise

Four ranges of current measurement

CC/CV priority



IT-M3200 high-precision programmable DC power supply adopts a mixed modes design, which not only takes into account high power and low ripple output, but also has dynamic load response, switching between multiple current measurement ranges. It meets various current measurement requirement from ampere level to micro-ampere level.

IT-M3200 has a flexible modular architecture, independent multi-channel design with synchronous operation function. Users can configure each channel arbitrarily according to the test requirements of the DUT. The maximum channels is up to 16*16 which can meet various customized test requirements. It is widely used in the test fields of 3C products, semiconductor devices, 5G, IoT and medical electronic equipment, etc.

FEATURE

- 1U Half-rack, maximum power is up to 360W
- Wide range measurement
- Low ripple and noise
- High resolution, high accuracy and high stability
- Current readback is up to 10nA
- Four current measurement ranges Low/Middle/High/Auto
- CC/CV priority setting
- Foldback
- Adjustable rise/fall time, soft start / stop
- Multi-channel independent control, one communication card can control 16 channels, up to 256 channels
- Different timing output of each channel to achieve synchronization or proportional tracking
- List
- Support multiple communication protocol, CANOPEN, SCPI
- Five optional cards, supporting RS232, CAN, LAN, GPIB, USB_TMC, USB_VCP, RS485, analog and IO
- Multiple protection, OVP/OCV/OTP/OPP/UVP/UCP

Model	Voltage	Current	Power
IT-M3223	60V	10A	100W
IT-M3233	60V	10A	200W
IT-M3243	60V	10A	360W
IT-M3253	20V	20A	100W
IT-M3263	20V	20A	200W
IT-M3273	20V	20A	360W



01 IT-M3200 high-precision programmable DC power supply

Your Power Testing Solution

IT-M3200 high-precision programmable DC power supply

Application Fields

Smart sensor module testing

Acceleration sensor, gyroscope test, flow sensor, pressure sensor test, etc.

5G test

GSM module, WiFi module, optical module test, etc.

Power semiconductor discrete device testing

IGBT chip test, power management chip, LED / OLED display power consumption test, etc.

Wearable device testing

Medical wearable devices, smart bracelet testing, etc.



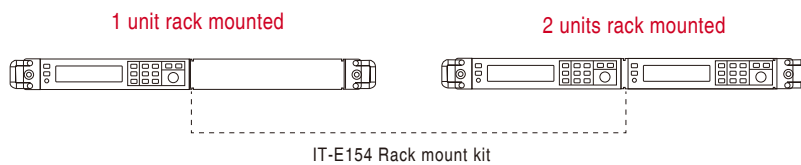
1U half rack Mini size

IT-M3200 provides 360W power output with 1U half rack size. Besides of the high-power density, it has high resolution, high accuracy and multi-range measurement functions. With auto-ranging design, the device covers a wide range of application requirements.



Modular design, flexible combination

The unique plug-in design makes it as simple as building blocks to stack IT-M3200 devices, without purchasing any additional accessories. Meanwhile, users can choose optional IT-E154 rack mount kit to install one or more units into a standard 19-inch cabinet easily.

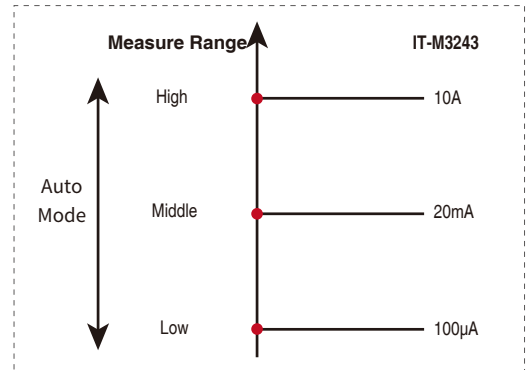


Your Power Testing Solution

IT-M3200 high-precision programmable DC power supply

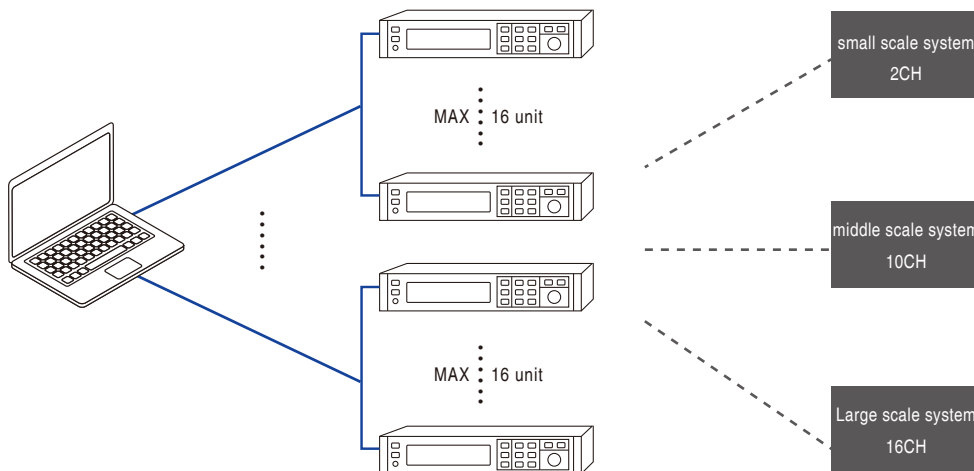
Multi-level current range

IT-M3200 provides multi-level (Low/Middle/High/Auto) current range switching, with resolution up to 10nA, to meet the current measurement needs from Amp level to micro-amp level. The user can realize the flexible switching between low and high current measurement at the Auto level, no need to control manually. This function is suitable for testing in the fields of 5G, wearable devices and other low power consumption products.



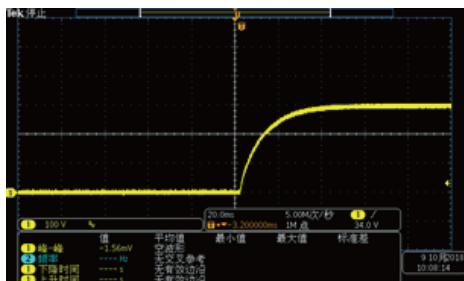
Multiple channel independent control

IT-M3200 Series is provided with independent multi-channel design to simplify the complex wiring between device and PC. When the communication interface of 1 unit IT-M3200 of a multi-channel system is connected with PC, we may realize remote control of 16*16 channels at maximum.

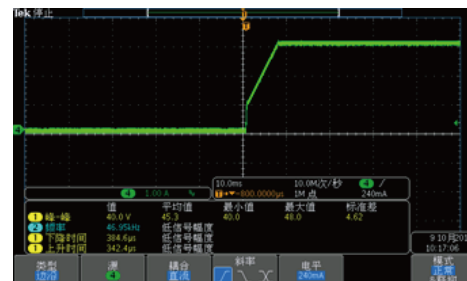


CC&CV Priority

IT-M3200 series have CC/CV priority function, which helps the user to solve the problems, and make the tests easier especially for the applications of high speed power supply or no overshooting current. Users can get fast voltage rising time by CV priority mode. This is helpful in the high-speed voltage test. Users can also choose CC priority mode to output no overshooting current. It's good for test DUT under CC working condition. This is used in various application fields such as laser test, IC test, charge and discharge test, transient simulation of power supply in automotive electronics and so on.



CV priority, voltage without overshoot



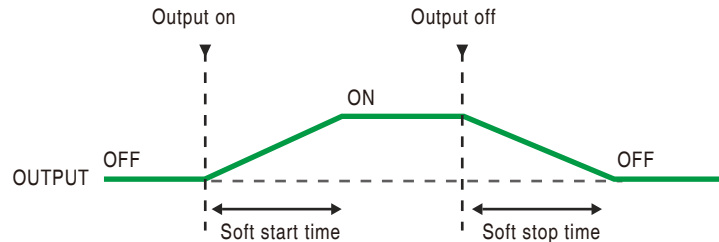
CC priority, current without overshoot

Your Power Testing Solution

IT-M3200 high-precision programmable DC power supply

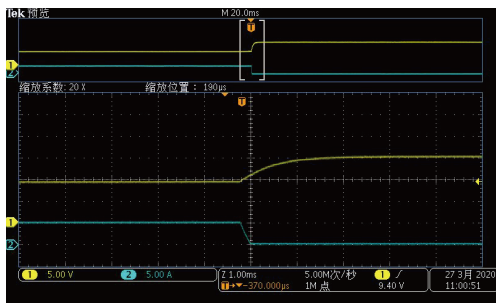
Soft start/ stop function

IT-M3200 Series can be set the rise up and fall time of output voltage or current to prevent the sudden up and down of voltage at the moment of onloading or unloading, triggering the DUT false protection action.

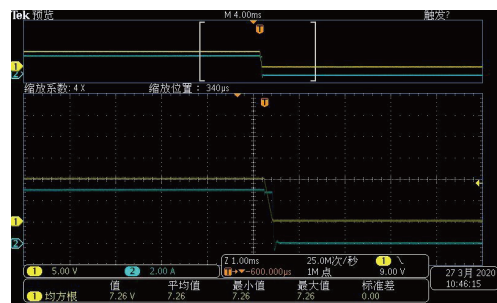


Foldback protection

IT-M3200 Series with Foldback protection function, is used for turn off the output when the power supply is switched by CV/CC, so as to protect certain DUT that are sensitive to voltage overshoot and current overshoot. User can specify working mode and set the delay time protection, if the current working mode is switched, it will trigger the protection and turn off the output when the delay time is used up.



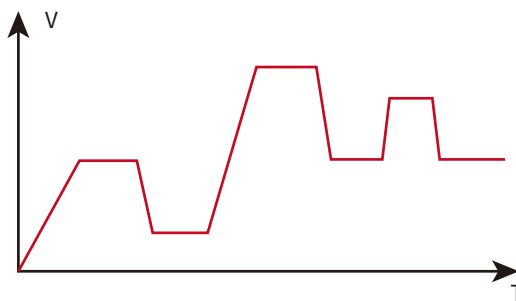
CC to CV, no overshoot



CV to CC, no overshoot

List Function

Users can modify and edit the output waveform of the voltage and current with time according to customer's test requirements without use the software, also can control the voltage rise and decline slope. the power supply will automatically transform the output according to pre-edited waveform after receiving the trigger signal.



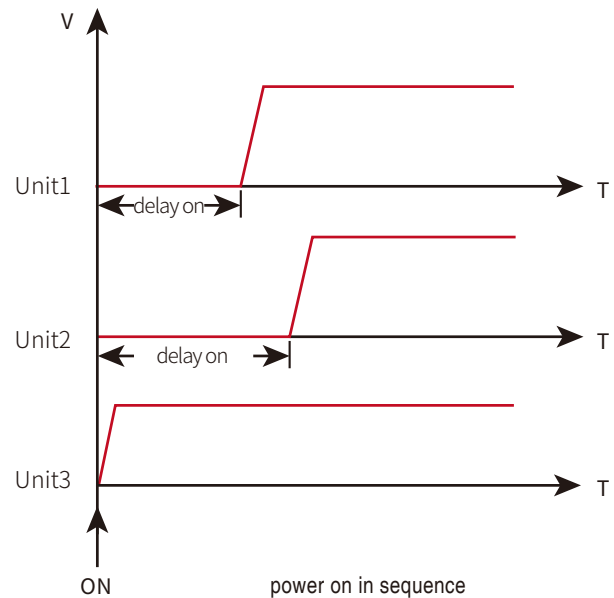
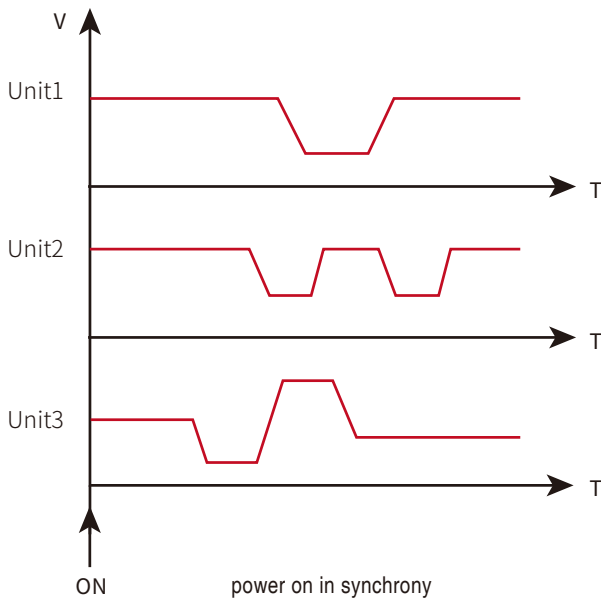
Your Power Testing Solution

IT-M3200 high-precision programmable DC power supply

Link function







The Link function is mainly designed for the cascade control of multiple devices. It is especially suitable for the multiple DUT synchronized testing or the application of multi-channel power input. IT-M3200 series support Duplicate / On-Off / Track of three modes, user only need to set the parameters on one of the power supplies, then automatically copy the set parameters or proportionally synchronize to other devices of M3200 series in the cascade circuit.

IT-M3200 series may performance two solutions of synchronous power-on and in sequence power-on When the link-on / off function is used with the on / off delay function in the menu.



Optional accessories

IT-M3200 series provides below optional multiple interfaces on rear panel to realize different functions, like communication interface, external analog interface.

Pictures	Model	Interface
	IT-E1205	PIB Interface
	IT-E1206	USB/LAN Interface
	IT-E1207	RS-232/CAN Interface
	IT-E1208	Analogue interface /RS485 Interface
	IT-E1209	USB Interface
	IT-E154A/B/C	Rackmount Kits



Standard rear panel



Rear panel with optional interface

Your Power Testing Solution

IT-M3200 high-precision programmable DC power supply

Specification

		IT-M3223	IT-M3233	IT-M3243	
Rated Value (0 °C-40 °C)	Voltage	0-60V	0-60V	0-60V	
	Current	0-10A	0-10A	0-10A	
	Power	100W	200W	360W	
Load Regulation (% of Output+Offset)	Voltage	≤ 0.01% + 5mV ³	≤ 0.01% + 5mV ³	≤ 0.01% + 5mV ³	
	Current	≤ 0.05% + 2mA	≤ 0.05% + 2mA	≤ 0.05% + 2mA	
Line Regulation (% of Output+Offset)	Voltage	≤ 0.02% + 3mV	≤ 0.02% + 3mV	≤ 0.02% + 3mV	
	Current	≤ 0.05% + 1mA	≤ 0.05% + 1mA	≤ 0.05% + 1mA	
Setup Resolution	Voltage	1mV	1mV	1mV	
	Current	1mA	1mA	1mA	
Readback Resolution	Voltage	1mV	1mV	1mV	
	Current	10A Range	1mA	1mA	1mA
		20mA Range	1uA ⁴	1uA ⁴	1uA ⁴
		100uA Range	10nA ⁴	10nA ⁴	10nA ⁴
Setup accuracy within 12 months, 23 °C ±5 °C ±(% of Output + Offset)	Voltage	≤ 0.03% + 12mV ⁵	≤ 0.03% + 12mV ⁵	≤ 0.03% + 12mV ⁵	
	Current	≤ 0.05% + 5mA	≤ 0.05% + 5mA	≤ 0.05% + 5mA	
Readback accuracy within 12 months, 23 °C ±5 °C ±(% of Output + Offset)	Voltage	≤ 0.03% + 8mV	≤ 0.03% + 8mV	≤ 0.03% + 8mV	
	Current	10A Range	≤ 0.05% + 5mA	≤ 0.05% + 5mA	≤ 0.05% + 5mA
		20mA Range	≤ 0.05% + 20uA ¹	≤ 0.05% + 20uA ¹	≤ 0.05% + 20uA ¹
		100uA Range	≤ 0.05% + 100nA ¹	≤ 0.05% + 100nA ¹	≤ 0.05% + 100nA ¹
Ripple (20Hz -20MHz)	Voltage	Typical ≤ 8mVp-p , ≤ 1mV rms			
	Current	≤ 3mA _{rms}	≤ 3mA _{rms}	≤ 3mA _{rms}	
Rise Time (Fast mode under no load)	Voltage	≤ 30ms ²	≤ 30ms ²	≤ 30ms ²	
Rise Time (Fast mode under full load)	Voltage	≤ 30ms ²	≤ 30ms ²	≤ 30ms ²	
Fall Time(Fast mode under no load)	Voltage	≤ 50ms ²	≤ 50ms ²	≤ 50ms ²	
Fall Time(Fast mode under full load)	Voltage	≤ 10ms ²	≤ 10ms ²	≤ 10ms ²	
Rise Time (Full load)	Current	≤ 30ms ²	≤ 30ms ²	≤ 30ms ²	
Dynamic Response	from 50%-100% LOAD to 75 mV ≤ 50uS				
Sense	1V per each lead				
Programming Reaction(typic value)	5ms				
Stability of setup value-30min (% of Output +Offset)	Voltage	0.01% + 1mV	0.01% + 1mV	0.01% + 1mV	
	Current	0.02% + 2mA	0.02% + 2mA	0.02% + 2mA	
Stability of setup value-8h (% of Output +Offset)	Voltage	0.01% + 3mV	0.01% + 3mV	0.01% + 3mV	
	Current	0.05% + 3mA	0.05% + 3mA	0.05% + 3mA	
Stability of readback value-30min (% of Output +Offset)	Voltage	0.01% + 1mV	0.01% + 1mV	0.01% + 1mV	
	Current	10A Range	0.02% + 3mA	0.02% + 3mA	0.02% + 3mA
		20mA Range	0.01% + 3uA ¹	0.01% + 3uA ¹	0.01% + 3uA ¹
		100uA Range	0.01% + 20nA ¹	0.01% + 20nA ¹	0.01% + 20nA ¹
Stability of readback value-8h (% of Output +Offset)	Voltage	0.01% + 5mV	0.01% + 5mV	0.01% + 5mV	
	Current	10A Range	0.05% + 3mA	0.05% + 3mA	0.05% + 3mA
		20mA Range	0.01% + 4uA ¹	0.01% + 4uA ¹	0.01% + 4uA ¹
		100uA Range	0.01% + 30nA ¹	0.01% + 30nA ¹	0.01% + 30nA ¹
AC Input	Voltag1	110V ± 10%	110V ± 10%	110V ± 10%	
	Voltag2	220V ± 10%	220V ± 10%	220V ± 10%	
	Frequency	47HZ ~ 63Hz	47HZ ~ 63Hz	47HZ ~ 63Hz	
Working Temperature	0 ~ 40°C				
Storage Temperature	-20°C ~ 70°C				
Working humidity	15% ~ 85% @40°C				
Dimension(mm)	234±1mm(W)*57±1mm(H)*477±1mm(D)		234±1mm(W)*57±1mm(H)*477±1mm(D)		
N.W.	4.5kg				

*1 The accuracy of the small range current (20mA and 100uA range) is measured under CV mode of the power supply output

*2 10%-90% dynamic time *3 Measurement under sense

*4 When the current measurement range is in the range of 20mA and 100uA, the capacitive load of the power supply cannot exceed 47uF

*This information is subjected to change without notice.

Your Power Testing Solution

IT-M3200 high-precision programmable DC power supply

Specification


		IT-M3253	IT-M3263	IT-M3273	
Rated Value (0 °C-40 °C)	Voltage	0-20V	0-20V	0-20V	
	Current	0-20 A	0-20 A	0-20 A	
	Power	100 W	200 W	360 W	
Load Regulation (% of Output+Offset)	Voltage	≤0.01% + 3mV ³	≤0.01% + 3mV ³	≤0.01% + 3mV ³	
	Current	≤0.05% + 2mA	≤0.05% + 2mA	≤0.05% + 2mA	
Line Regulation (% of Output+Offset)	Voltage	≤0.02% + 3mV	≤0.02% + 3mV	≤0.02% + 3mV	
	Current	≤0.05% + 1mA	≤0.05% + 1mA	≤0.05% + 1mA	
Setup Resolution	Voltage	1mV	1mV	1mV	
	Current	1mA	1mA	1mA	
Readback Resolution	Voltage	0.1V	1mV	1mV	
	Current	20A Range	1mA	1mA	1mA
		20mA Range	1uA ⁴	1uA ⁴	1uA ⁴
		100uA Range	10nA ⁴	10nA ⁴	10nA ⁴
Setup accuracy within 12 months, 23 °C ±5 °C ±(% of Output + Offset)	Voltage	≤0.03% + 5mV ⁵	≤0.03% + 5mV ⁵	≤0.03% + 5mV ⁵	
	Current	≤0.05% + 10mA	≤0.05% + 10mA	≤0.05% + 10mA	
Readback accuracy within 12 months, 23 °C ±5 °C ±(% of Output + Offset)	Voltage	≤0.03% + 5mV	≤0.03% + 5mV	≤0.03% + 5mV	
	Current	20A Range	≤0.03% + 5mV	≤0.05% + 10mA	≤0.05% + 10mA
		20mA Range	≤0.05% + 20uA ¹	≤0.05% + 20uA ¹	≤0.05% + 20uA ¹
		100uA Range	≤0.05% + 100nA ¹	≤0.05% + 100nA ¹	≤0.05% + 100nA ¹
Ripple (20Hz -20MHz)	Voltage	Typical ≤8mVp-p , ≤1mV rms			
	Current	≤5mA _{rms}	≤5mA _{rms}	≤5mA _{rms}	
Rise Time (Fast mode under no load)	Voltage	≤30ms ²	≤30ms ²	≤30ms ²	
Rise Time (Fast mode under full load)	Voltage	≤30ms ²	≤30ms ²	≤30ms ²	
Fall Time(Fast mode under no load)	Voltage	≤50ms ²	≤50ms ²	≤50ms ²	
Fall Time(Fast mode under full load)	Voltage	≤10ms ²	≤10ms ²	≤10ms ²	
Rise Time (Full load)	Current	≤30ms ²	≤30ms ²	≤30ms ²	
Dynamic Response	from 50%-100% LOAD to 75 mV ≤ 50uS				
Sense	2V max				
Programming Reaction(typic value)	5ms				
Stability of setup value-30min (% of Output +Offset)	Voltage	0.01% + 1mV	0.01% + 1mV	0.01% + 1mV	
	Current	0.02% + 5mA	0.02% + 5mA	0.02% + 5mA	
Stability of setup value-8h (% of Output +Offset)	Voltage	0.01% + 3mV	0.01% + 3mV	0.01% + 3mV	
	Current	0.05% + 10mA	0.05% + 10mA	0.05% + 10mA	
Stability of readback value-30min (% of Output +Offset)	Voltage	0.01% + 1mV	0.01% + 1mV	0.01% + 1mV	
	Current	20A Range	0.02% + 5mA	0.02% + 5mA	0.02% + 5mA
		20mA Range	0.01% + 3uA ¹	0.01% + 3uA ¹	0.01% + 3uA ¹
		100uA Range	0.01% + 20nA ¹	0.01% + 20nA ¹	0.01% + 20nA ¹
Stability of readback value-8h (% of Output +Offset)	Voltage	0.01% + 5mV	0.01% + 5mV	0.01% + 5mV	
	Current	20A Range	0.05% + 10mA	0.05% + 10mA	0.05% + 10mA
		20mA Range	0.01% + 4uA ¹	0.01% + 4uA ¹	0.01% + 4uA ¹
		100uA Range	0.01% + 30nA ¹	0.01% + 30nA ¹	0.01% + 30nA ¹
AC Input	Voltag1	110V ± 10%	110V ± 10%	110V ± 10%	
	Voltag2	220V ± 10%	220V ± 10%	220V ± 10%	
	Frequency	47Hz ~ 63Hz	47Hz ~ 63Hz	47Hz ~ 63Hz	
Working Temperature	0 ~ 40 °C				
Storage Temperature	-20 °C ~ 70 °C				
Working humidity	15% ~ 85% @40 °C				
Dimension(mm)	234±1mm(W)*57±1mm(H)*477±1mm(D)		234±1mm(W)*57±1mm(H)*477±1mm(D)		
N.W.	4.5Kg				

*1 The accuracy of the small range current (20mA and 100uA range) is measured under CV mode of the power supply output

*2 10%-90% dynamic time *3 Measurement under sense

*4 When the current measurement range is in the range of 20mA and 100uA, the capacitive load of the power supply cannot exceed 47uF

*This information is subjected to change without notice.



This information is subject to change without notice. For more information, please contact ITECH.

Taipei

Add: No.918, Zhongzheng Rd., Zhonghe Dist., New Taipei City

235, Taiwan

Web: www.itechate.com

TEL: +886-3-6684333

E-mail: info@itechate.com



ITECH Web



ITECH Facebook



ITECH LinkedIn